

# THE PARKING LOCKER

BY GARAGE LIVING

## THE PARKING LOCKER™

Your parking garage storage solution

Introducing the Parking Locker — a practical storage solution that adds 88 cubic feet of storage space to the front of your parking space. Designed to hold up to 1000 lbs., this storage unit is ideal for sports equipment, suitcases, strollers, bicycles and more. The free-standing design ensures convenience and accessibility where items can be quickly loaded and unloaded into the car.

### THE ULTIMATE SOLUTION FOR ORGANIZING YOUR PARKING GARAGE SPACE



### DURABLE POWDER COAT FINISH



### 88 CUBIC FEET OF STORAGE SPACE






# THE PARKING LOCKER™

Offering complete concealment with a lockable design, this stor-age unit ensures privacy and enhanced security. By utilizing the untapped footprint of a parking space, this elevated design allows the same valuable area to double for both your car & storage.


## SPECIFICATIONS

<b>Dimensions</b>	<ul style="list-style-type: none"> <li>• 98 1/2"W x 39 3/8"D x 39 3/8"H (storage area)</li> <li>• 43 3/8"H to 55"H (underside clearance)</li> </ul>
<b>Footprint</b>	<ul style="list-style-type: none"> <li>• Fits inside standard parking space widths (2.6m/8.5ft wide)</li> <li>• Free standing – not wall mounted – great for interior or perimeter parking spots</li> </ul>
<b>Material</b>	<ul style="list-style-type: none"> <li>• Made from a combination of powder coated cold-rolled steel and pre-galvanized steel internal panels</li> <li>• Construction Mechanically fastened assembly</li> </ul>
<b>Safety</b>	<ul style="list-style-type: none"> <li>• Anti-tipping brackets included which can be mounted to the back of the cabinet</li> <li>• Lockable door (Individual locks with master keys)</li> </ul>
<b>Capacity</b>	<ul style="list-style-type: none"> <li>• 88 cubic feet of internal storage space</li> <li>• Can hold up to 1000 lbs.</li> </ul>
<b>Design Features</b>	<ul style="list-style-type: none"> <li>• Ventilated top panels for fire suppression</li> <li>• Door uses gas struts/piston arms for lifting assist.</li> </ul>
<b>Color</b>	<ul style="list-style-type: none"> <li>• Light grey RAL 7035</li> </ul>


### ADJUSTABLE LEGS



### DOOR LIFT



### LOCKABLE DOOR



## FULLY CONCEALED STORAGE THAT CAN HOLD UP TO 1000 LBS

